

FAMILY PROMISE OF INDIANA COUNTY, INC





2018 Annual Report and Statistics

Our Mission

To bring the faith community together to help families regain their housing, their independence and their dignity

THE YEAR IN PICTURES

The most significant event this year was the basement flooding that occurred on June 20, 2018. Several weeks later, we had another issue with flooding but not to the magnitude of the first flood. Kiwanis, Rotarians and the Grace Mission Committee donated money to help us purchase equipment to become operational again. The Greater Blairsville Area Parish and the Indiana County Sheltered Workshop painted the basement after demolition and clean up.



MAJOR FUND RAISERS



3RD Annual MONOPOLY Challenge
October 21, 2018
Winner: **First Commonwealth Bank**







Raffle
Ben Roethlisberger Autographed Jersey
July 4, 2018
Winner: **Pat Moser #976**



4th Annual Ride & Dine for Shelter
August 5, 2018
Brush Valley UMC & Hopewell UMC

Our Families



Referrals

Family Promise accepted the first family in December of 2011.

| <u>Year</u> | <u>Referrals</u> | <u>Average/month</u> |
|----------------|------------------|----------------------|
| 2018 | 58 | 4.83 |
| 2017 | 71 | 5.92 |
| 2016 | 98 | 8.17 |
| 2015 | 85 | 7.1 |
| 2014 | 84 | 7 |
| 2013 | 81 | 6.75 |
| 2011-12 | 52 | 4 |

| Disposition of Referrals | | | Why Homeless? | | | Schools | | |
|---------------------------------|----|-----|-----------------------------------|----|-----|------------------------------|----|-----|
| Accepted | 8 | 14% | Domestic Violence | 2 | 3% | Armstrong Co | 1 | 2% |
| Did not follow through | 29 | 50% | Drugs-to rehab | 1 | 2% | Ben Franklin ES | 2 | 3% |
| Did not keep intake appt | 8 | 14% | Eviction for unpaid rent | 22 | 38% | Blairsville/Saltsburg | 3 | 5% |
| Found housing | 1 | 2% | House being sold | 3 | 5% | East Pike | 1 | 2% |
| Guest refused admission | 4 | 7% | House fire | 2 | 3% | Elderton | 1 | 2% |
| Referred to the APH | 1 | 2% | House owner died | 2 | 3% | Harmony | 1 | 2% |
| Not accepted | 7 | 12% | Kicked out by family or friend | 4 | 7% | Home Schooled | 1 | 2% |
| | | | Landlord dispute | 1 | 2% | Homer City | 2 | 3% |
| | | | Lost house for back taxes | 2 | 3% | Indiana Jr. HS | 1 | 2% |
| Location of Referrals | | | Moved to Indiana | 4 | 7% | Johnstown | 1 | 2% |
| Armstrong Co. | 2 | 3 | Relationship ended | 1 | 2% | Kiski | 1 | 2% |
| Blairsville | 1 | 2 | Unfit living conditions | 2 | 3% | Leechburg | 1 | 2% |
| Brockway | 1 | 2 | Unknown | 12 | 21% | Marion Center | 3 | 5% |
| Brush Valley | 1 | 2% | | | | Northern Cambria | 1 | 2% |
| Butler | 1 | 2% | | | | Punxsutawney | 1 | 2% |
| Cherry Tree | 1 | 2% | Eligibility Considerations | | | United | 2 | 3% |
| Dayton | 1 | 2% | Substance Abuse | 11 | 19% | West Hills | 1 | 2% |
| Erie | 1 | 2% | Heroin users | 5 | 9% | | | |
| Ernest | 1 | 2% | Alcohol users | 4 | 7% | | | |
| Homer City | 3 | 5% | Mental Health | 24 | 41% | Referral Sources | | |
| Indiana | 4 | 7% | Legal problems | 15 | 26% | Alice Paul House | 2 | 3% |
| Johnstown | 1 | 2% | Significant Physical | 9 | 15% | Arm Co CAP | 6 | 10% |
| Kittanning | 2 | 3% | | | | Arm Co. Habitat for Humanity | 1 | 2% |
| Leechburg | 1 | 2% | | | | Care Center | 1 | 2% |
| New Jersey | 1 | 2% | | | | Career LINK | 1 | 2% |
| New Kensington | 1 | 2% | | | | Caseworker | 5 | 2% |
| Northern Cambria | 1 | 2% | | | | CYS | 3 | 5% |
| Ohio | 1 | 2% | | | | Facebook | 1 | 2% |
| Perryopolis | 1 | 2% | | | | Family or Friend | 4 | 7% |
| Philadelphia | 1 | 2% | | | | HC Guidance Counselor | 1 | 2% |
| Pittsburgh | 1 | 2% | | | | Housing Authority | 1 | 2% |
| Punxsutawney | 2 | 3% | | | | ICCAP/Pathway | 8 | 14% |
| Robinson | 1 | 2% | | | | Internet | 5 | 9% |
| Rochester Mills | 1 | 2% | | | | Jefferson Co CAP | 1 | 2% |
| | | | | | | Landlord | 1 | 2% |
| | | | | | | Natrona Heights FP | 1 | 2% |
| | | | | | | Previous Guests | 2 | 3% |
| | | | | | | Salvation Army | 1 | 2% |
| | | | | | | Self | 12 | 21% |
| | | | | | | WPA Homeless Liaison | 1 | 2% |

Guest Information

| <u>Year</u> | <u>Families</u> | <u>Adults</u> | <u>Children</u> | <u>Total</u> |
|---------------|-----------------|---------------|-----------------|--------------|
| 2018 | 6 | 7 | 12 | 19 |
| 2017 | 7 | 8 | 12 | 20 |
| 2016 | 7 | 11 | 10 | 21 |
| 2015 | 12 | 17 | 23 | 40 |
| 2014 | 12 | 15 | 17 | 32 |
| 2013 | 14 | 17 | 24 | 41 |
| 2012 | 12 | 15 | 25 | 40 |
| TOTALS | | 90 | 123 | 213 |

Of the 6 Families Served in 2018:

| | | |
|---|---|-----|
| Obtained Permanent Housing | 2 | 67% |
| Families in Transitional Housing as of 12/31/18 | 2 | |
| Families in Shelter as of 12/31/18 | 1 | |
| Moved in with friends | 1 | 33% |

Average Length of Stay

| | |
|-------------|--------------------|
| 2018 | 288.67 days |
| 2017 | 129.60 days |
| 2016 | 213.00 days |
| 2015 | 39.20 days |
| 2014 | 88.75 days |
| 2013 | 66.00 days |
| 2012 | 43.90 days |

Census

Since 12/11/2011, 2346 of 2575 days (91%) there have been Guests in the Program.

| <u>Year</u> | <u>Nights of shelter provided</u> | <u>Nights without Guests</u> | |
|-------------|-----------------------------------|--|-------------------|
| 2018 | 1245 | 80 (27 days we could not have guests because of the flooding) | 22% or 15% |
| 2017 | 1314 | 22 | 6% |
| 2016 | 1171 | 46 | 13% |
| 2015 | 1606 | 32 | 9% |
| 2014 | 1574 | 31 | 8% |
| 2013 | 2666 | 10 | 3% |
| 2012 | 1687 | 35 | 10% |
| 2011 | 20 | n/a-Program began 12/11/11 | |

| <u>56 families served since December 2011:</u> | | |
|---|----|-----|
| In Shelter | 1 | 2% |
| In Transitional Housing | 2 | 3% |
| Are in permanent housing | 47 | 84% |
| Whereabouts unknown | 5 | 9% |
| Living with friends | 1 | 2% |

| | | |
|----------|-----|-----|
| Families | 56 | |
| Adults | 70 | 40% |
| Children | 102 | 60% |

Transitional Housing Program Census

The Transitional Housing Program had 0 days without occupancy.

| | The Promise House | Josephine | Blacklick |
|--|--------------------------|--------------------------------|-----------------------------------|
| <u>Nights of Shelter provided</u> | July 1, 2017-Present | November 1, 2012-June 30, 2017 | February 1, 2014-January 31, 2015 |
| 2018 | 1026 | n/a | n/a |
| 2017 | 552 | 390 | n/a |
| 2016 | n/a | 1178 | n/a |
| 2015 | n/a | 707 | n/a |
| 2014 | n/a | 330 | 316 |
| 2013 | n/a | 625 | 21 |
| 2012 | n/a | 371 | n/a |
| TOTAL | 1578 | 3601 | 337 |

Transitional Housing Program

In the Transitional Housing Program, families pay 30% of their income for a program fee and are responsible for the electric bill. The Promise House Project was completed in June of 2017 and the first family moved in June 30th. We ended our lease agreement with John Ramsden for the Josephine house on July 1, 2017.

| <u>2018</u> | <u>Income</u> | <u>Expenses</u> | <u>Difference</u> |
|---------------------------|----------------------|------------------------|--------------------------|
| Promise House Program Fee | \$3,160.00 | | |
| Promise House Penelec | \$1,207.66 | | |
| Promise House Utilities | | \$2,479.35 | |
| Promise House Maintenance | | \$26.46 | |
| TOTALS | \$4,367.66 | \$2,505.81 | \$1,861.85 |

Transportation

Transportation is a huge barrier for our families in obtaining employment, receiving community resources and in obtaining services such as counseling or parent education. Since receiving the donation of the 7 Passenger Van, we have been able to assist our Guests with transportation when we have staff or volunteers available. Unfortunately, the 7 passenger van has not been operational since May of 2018. We have received money for bus tickets from Indiana Co via Department of Human Resources. The day center being on the bus route is helpful to our Guests. We have Guests that use Uber as well.

5533.5 Miles –15 Passenger Van
1106 Miles- 7 Passenger Van
6639.5 Miles- 2018 Total

8386 Total Miles for 2017
 8612 Total Miles for 2016
 9372 Total Miles for 2015
 12112 Total Miles for 2014
 13027 Total Miles for 2013
 11425 Total Miles for 2012

Congregation & In- Kind Donations

| <u>Year</u> | <u>Office Angels</u> | <u>In Kind</u> | <u>Monthly Avg</u> | <u>Host Congregations</u> | <u>In Kind</u> | <u>Monthly Avg</u> | <u>Meals</u> | <u>In Kind</u> |
|-------------|----------------------|----------------|--------------------|---------------------------|--|--------------------|--------------|---------------------|
| 2018 | 745.25 | \$5,403.06 | 62.1 | 2306.25* | x \$7.25 = \$16,720 | \$1,393 | 1782 | x \$6 = \$10,692 |
| 2017 | 706 | \$5,118.50 | 58.8 | 5600* | \$40,600 | 466.67 | | |
| 2016 | 858.75 | | 71.5 | 6472.75* | | 539.39 | | |
| 2015 | 515.5 | | 42.9 | 5613* | | 467.75 | | |
| 2014 | 690.5 | | 57.5 | 6963.5* | | 580.3 | | |
| 2013 | 972.25 | | 81 | 11810* | | 984.7 | | |
| 2012 | 1141.5 | | 95 | 11028* | | 919 | | |
| | | | | | *not all congregations reported their hours | | | |

We had 21 weeks without Host Congregations in 2018
 We had 15 weeks without Host Congregations in 2017
 We had 10 weeks without Host Congregations in 2016
 We had 8 weeks without Host Congregations in 2015

The ideal number of Host Congregations for a Family Promise Network is 13 (13x4=52 weeks in a year). Currently we have 7 Host Congregations. We need 6 more Host Congregations. We anticipate the Unitarian Church becoming a Host Congregation and perhaps Abundant Grace in Blairsville. We currently have 27 unscheduled host weeks for 2019. We have 10 Support Congregations.



Staffing

| <u>Staff Position</u> | <u># of workers</u> | <u>Hours Available</u> |
|--|---------------------------------|---------------------------------|
| Network Director | 1 | Averaged 48 hours/week for 2018 |
| House Monitor | 1 | Up to 20 hour/week |
| Pathstone Worker | 4 (over the course of the year) | 15 hours/week |
| Widener University Master's Level Intern | 1 (May-December) | 180 hours |
| Office Angels | 6 | 10 hours/week |
| IUP Child Development Majors | 2 (one semester each) | 30 hours per student |
| ARD needing community service hours | 2 (DUI's) | Total of 40 hours |

BEYOND PROMISE Store

The store was closed for approximately 20 days due to the flooding. A checking account was opened in December for store funds.

| <u>Year</u> | <u># of Households</u> | <u>New Households</u> | <u>Total Income</u> | <u># of Store Visits</u> | <u>Average Amount Spent per visit</u> | <u># of Products Sold</u> |
|-------------|------------------------|------------------------|---------------------|--------------------------|---------------------------------------|---------------------------|
| 2018 | 299 | 173 | \$4,226.20 | 622 | \$6.79 | 6662 |
| 2017 | 126 | store opened 2/2017 | \$1,439.65 | 298 | \$4.83 | 4628 |
| | | | | | | |
| | | | | | | |

**These statistics do not include furniture donations and sales.

Financial Literacy Collaboration

I continue to provide the leadership for this collaboration. We completed a year of monthly workshops and will continue providing these in 2019. We provide this workshop at 3 different times at 2 locations to serve as many people as possible. We provided the workshop to 24 people in 2018. Additionally, I provided 2 financial literacy workshops to 11 people at Saltsburg UMC. The collaboration has begun working on the 'train the trainer' phase of our plan. We will have our first training on February 22, 2019 for any case worker in the county.



Our Donors

Family Promise does not receive any government monies. We are dependent on fundraising and donations. The staff and Board of Family Promise are grateful to the following churches, organizations, businesses and individuals for their support.

Groups & Businesses

1st Commonwealth Bank
Blairsville Eagles
Calico Quilters
Catholic Daughters
Ferguson Fund
Grace UMC Mission Committee
Hibbs Grant/Presbyterian
Homer City Ministerium
Indiana Kiwanis
Indiana Rotary
Marion Center Elementary School
Marion Center ES
Midday Rotary
Moose Riders
NRG
Realtor Assoc. of Westmoreland, Indiana and Mon
Valley
S&T Bank
Slovak Independent Political Club
Sue Hewitt Dance Studio
Women of ELCA

Churches who have provided financial support

1st Unitarian Universalist Church
Blacklick UMC
Blairsville Presbyterian
Calvary Presbyterian
Calvary UMC
Coral Luther Chapel
Graystone Presbyterian
Harmony Presbyterian
Harvest Anglican
Hope Lutheran
New Life Lutheran
Tanoma UMC
The Summit
Trinity UMC

Individuals who have donated \$250 or more

| | |
|---------------------------|------------------------|
| Ann Wilmoth | Jim & Sylvia Mears |
| Bill & Arlene Miller | Kathy Wheeler |
| Bill & Pat Dietrich | Mackenna McMasters |
| Cathy Poole | Mark & Janet Lukacs |
| Charles & Phyllis Kendall | Mark & Susan Shopland |
| Chris & Anna Frank | Marty & Kim Dreibelbis |
| Christine Toretta | Matt & Gwen Engler |
| Dan & Billie Jo Jorgenson | Mike & Becky Driscoll |
| Daryl & Patsy Campbell | Robert Hlusko |
| Dave & Trish Mentzer | Sandy Simms |
| Don & Pam George | Susan Delancy |
| Jeff Mack | Tom Patton |
| Jerry & Mary Frye | WH & Candice Spadafora |

Respectfully Submitted by
Carole A. Reed
Network Director